

Series 1 FRLs

R74-Series Standard Regulators



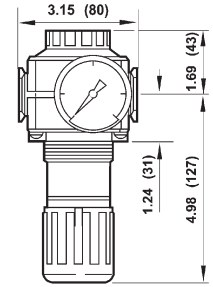
Features

- In-line or modular installation
- Relieving type
- Two full flow 1/4" NPT gauge ports
- RG models supplied with GC230 gauge

Specifications

- Pressure range: 5-150 PSI
- Inlet pressure: 300 PSI
- Maximum temperature: 175°F (80°C)
- To order 0-60 PSI range consult Dixon®.

Port Size	Flow (SCFM)	with Gauge Part #	without Gauge Part #
3/8"	208	R74G-3RG	R74G-3R
1/2"	220	R74G-4RG	R74G-4R
3/4"	220	R74G-6RG	R74G-6R



R17, R18-Series Jumbo Regulators



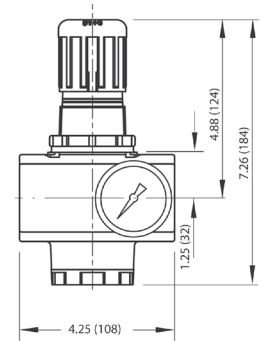
Features

- In-line or modular installation
- Relieving type
- Two full-flow 1/4" NPT gauge ports
- RG models supplied with GC230 gauge

Specifications

- Pressure range: 5-125 PSI
- Inlet pressure: 300 PSI
- Maximum temperature: 175°F (79°C)

Port Size	Flow (SCFM)	with Gauge Part #	without Gauge Part #
3/4"	440	R17-600RG	R17-600R
1"	480	R17-800RG	R17-800R
1-1/4"	400	R17-A00RG	R17-A00R
1-1/2"	440	R17-B00RG	R17-B00R



NOTE: SCFM ratings given at 150 PSIG inlet pressure



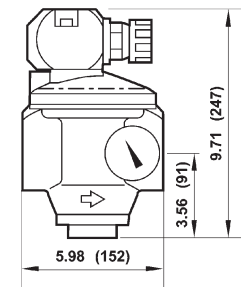
Features

- Relieving type
- Two full flow 1/4" NPT gauge ports
- RG model supplied with GC230 gauge

Specifications

- 5-125 PSI range
- Inlet pressure: 450 PSI
- Maximum temperature: 175°F (79°C)

Port Size	Flow (SCFM)	with Gauge Part #	without Gauge Part #
2"	2000	R18-C05RG	R18-C05R



NOTE: SCFM ratings given at 100 PSIG inlet pressure

R11-Series General T-Handle Regulators

Floating valve pin provides positive seating and dependability. Large diaphragm provides quick response to flow demands and line pressure changes. Balanced valve reduces inlet pressure variations on outlet pressure.



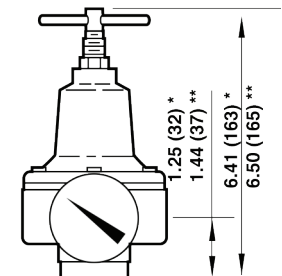
Features

- T-handle adjustment
- Supplied with GC620 gauge

Specifications

- Pressure range: 5-125 PSI
- Inlet pressure: 400 PSI
- Maximum temperature: 175°F (79°C)

Port Size	Flow (SCFM)	with Gauge Part #
1/4"	110	R11-013RG
3/8"	110	R11-037RG
1/2"	260	R11-061RG



NOTE: SCFM ratings given at 150 PSIG inlet pressure

FRLs are designed for air service only, unless otherwise indicated. See pages 343-348 for accessories.

